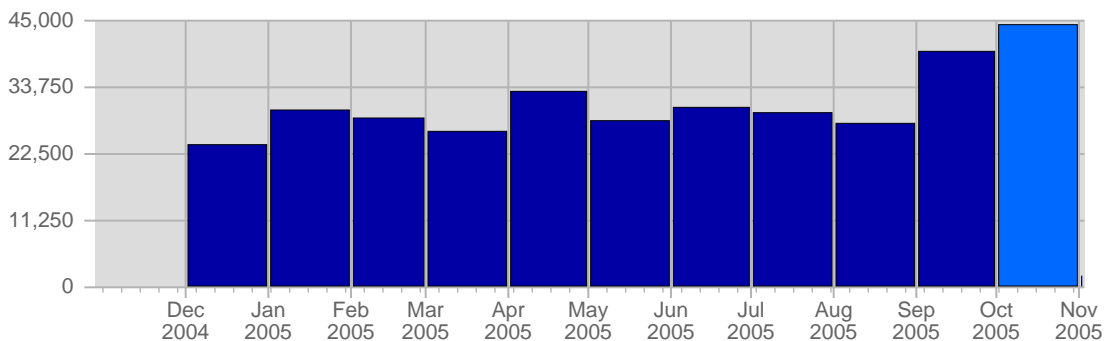


Traffic and Activity > Page Views

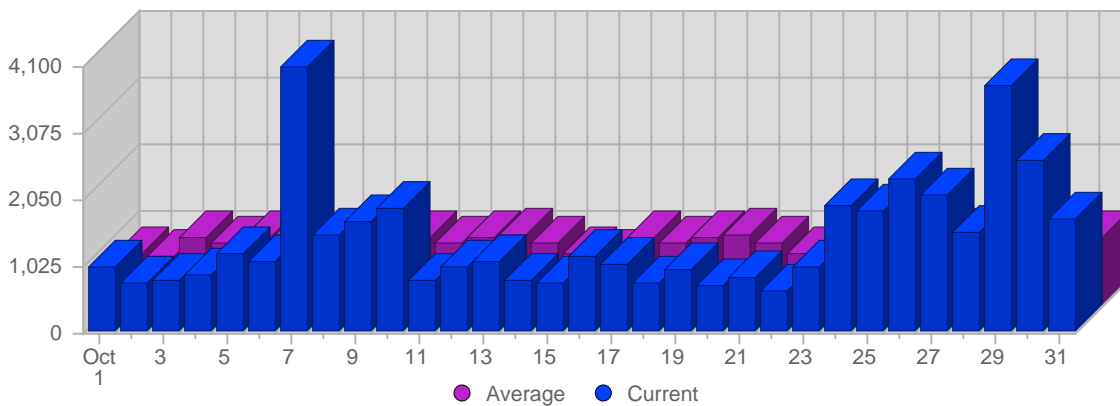
Report Description

Report Description: Page Views during the month of October 2005
Report Range: Month of October 2005
Report Scope: Historical Data

Historic Breakdown



Breakdown



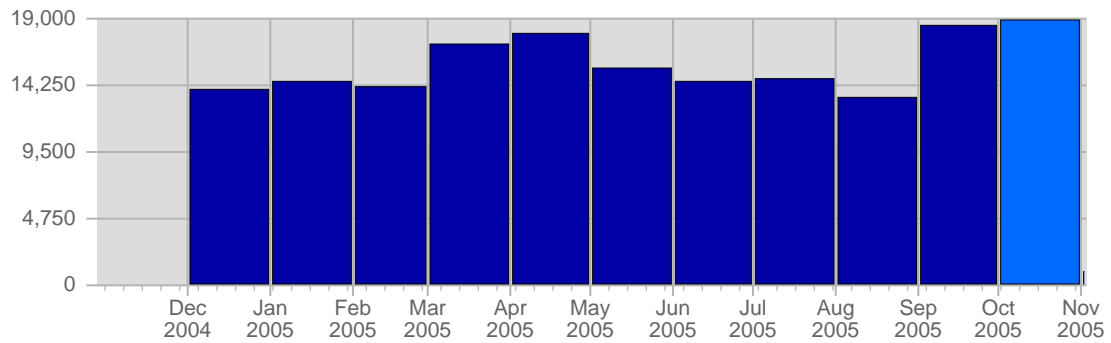
Date	Total Page Views	Average Page Views Historically	Change	Percent of Total Page Views
Sat Oct 1st, 2005	999	819.68	+999 ▲	2.25%
Sun Oct 2nd, 2005	759	772.57	+759 ▲	1.71%
Mon Oct 3rd, 2005	801	1,058.50	+801 ▲	1.80%
Tue Oct 4th, 2005	897	980.90	+897 ▲	2.02%
Wed Oct 5th, 2005	1,197	1,036.81	+1,197 ▲	2.69%
Thu Oct 6th, 2005	1,091	1,074.33	+1,091 ▲	2.45%
Fri Oct 7th, 2005	4,089	973.31	+4,089 ▲	9.19%
Sat Oct 8th, 2005	1,476	819.68	+477 ▲	3.32%
Sun Oct 9th, 2005	1,690	772.57	+931 ▲	3.80%
Mon Oct 10th, 2005	1,917	1,058.50	+1,116 ▲	4.31%
Tue Oct 11th, 2005	808	980.90	-89 ▼	1.82%
Wed Oct 12th, 2005	986	1,036.81	-211 ▼	2.22%
Thu Oct 13th, 2005	1,076	1,074.33	-15 ▼	2.42%
Fri Oct 14th, 2005	814	973.31	-3,275 ▼	1.83%
Sat Oct 15th, 2005	742	819.68	-734 ▼	1.67%
Sun Oct 16th, 2005	1,179	772.57	-511 ▼	2.65%
Mon Oct 17th, 2005	1,046	1,058.50	-871 ▼	2.35%
Tue Oct 18th, 2005	777	980.90	-31 ▼	1.75%
Wed Oct 19th, 2005	978	1,036.81	-8 ▼	2.20%
Thu Oct 20th, 2005	713	1,074.33	-363 ▼	1.60%
Fri Oct 21st, 2005	821	973.31	+7 ▲	1.85%
Sat Oct 22nd, 2005	635	819.68	-107 ▼	1.43%
Sun Oct 23rd, 2005	994	772.57	-185 ▼	2.24%
Mon Oct 24th, 2005	1,965	1,058.50	+919 ▲	4.42%
Tue Oct 25th, 2005	1,857	980.90	+1,080 ▲	4.18%
Wed Oct 26th, 2005	2,339	1,036.81	+1,361 ▲	5.26%
Thu Oct 27th, 2005	2,099	1,074.33	+1,386 ▲	4.72%
Fri Oct 28th, 2005	1,544	973.31	+723 ▲	3.47%
Sat Oct 29th, 2005	3,786	819.68	+3,151 ▲	8.51%
Sun Oct 30th, 2005	2,661	772.57	+1,667 ▲	5.98%
Mon Oct 31st, 2005	1,738	1,058.50	-227 ▼	3.91%
	44,474	27,769		

Traffic and Activity > Visits

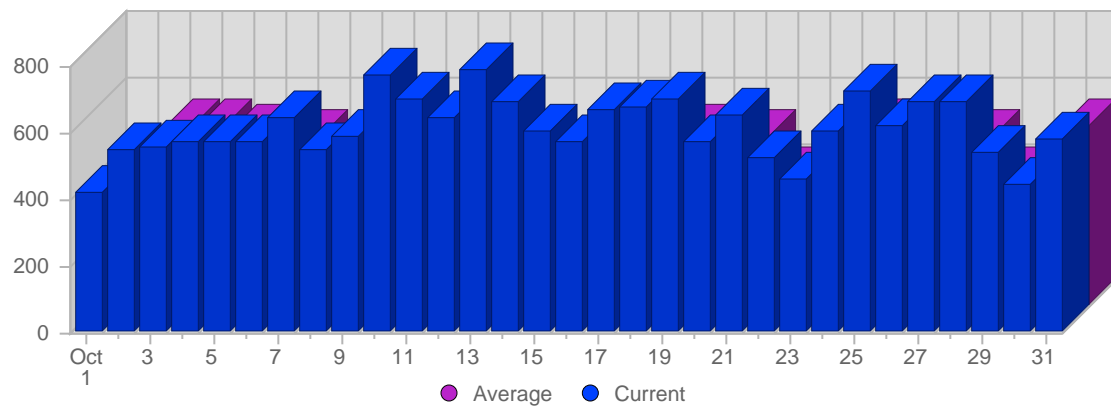
Report Description

Report Description: Visits during the month of October 2005
 Report Range: Month of October 2005
 Report Scope: Historical Data

Historic Breakdown



Breakdown



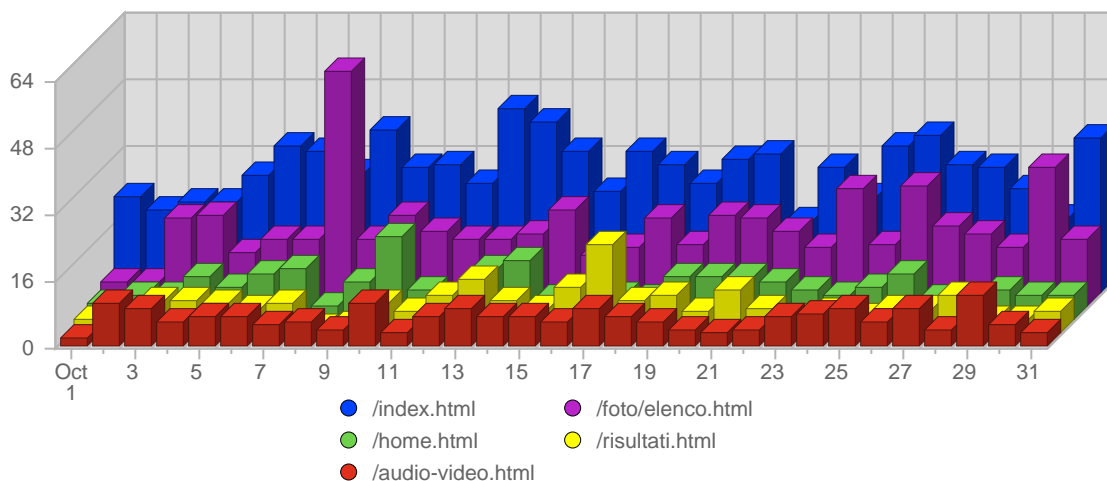
Date	Total Visits	Average Visits Historically	Change	Percent of Total Visits
Sat Oct 1st, 2005	417	398.99	+417 ▲	2.21%
Sun Oct 2nd, 2005	544	403.71	+544 ▲	2.88%
Mon Oct 3rd, 2005	553	537.51	+553 ▲	2.92%
Tue Oct 4th, 2005	572	542.75	+572 ▲	3.02%
Wed Oct 5th, 2005	575	527.94	+575 ▲	3.04%
Thu Oct 6th, 2005	574	535.71	+574 ▲	3.04%
Fri Oct 7th, 2005	643	511.32	+643 ▲	3.40%
Sat Oct 8th, 2005	551	398.99	+134 ▲	2.91%
Sun Oct 9th, 2005	590	403.71	+46 ▲	3.12%
Mon Oct 10th, 2005	768	537.51	+215 ▲	4.06%
Tue Oct 11th, 2005	702	542.75	+130 ▲	3.71%
Wed Oct 12th, 2005	642	527.94	+67 ▲	3.39%
Thu Oct 13th, 2005	785	535.71	+211 ▲	4.15%
Fri Oct 14th, 2005	688	511.32	+45 ▲	3.64%
Sat Oct 15th, 2005	601	398.99	+50 ▲	3.18%
Sun Oct 16th, 2005	570	403.71	-20 ▼	3.01%
Mon Oct 17th, 2005	667	537.51	-101 ▼	3.53%
Tue Oct 18th, 2005	674	542.75	-28 ▼	3.56%
Wed Oct 19th, 2005	702	527.94	+60 ▲	3.71%
Thu Oct 20th, 2005	571	535.71	-214 ▼	3.02%
Fri Oct 21st, 2005	648	511.32	-40 ▼	3.43%
Sat Oct 22nd, 2005	524	398.99	-77 ▼	2.77%
Sun Oct 23rd, 2005	458	403.71	-112 ▼	2.42%
Mon Oct 24th, 2005	603	537.51	-64 ▼	3.19%
Tue Oct 25th, 2005	724	542.75	+50 ▲	3.83%
Wed Oct 26th, 2005	618	527.94	-84 ▼	3.27%
Thu Oct 27th, 2005	695	535.71	+124 ▲	3.68%
Fri Oct 28th, 2005	694	511.32	+46 ▲	3.67%
Sat Oct 29th, 2005	540	398.99	+16 ▲	2.86%
Sun Oct 30th, 2005	444	403.71	-14 ▼	2.35%
Mon Oct 31st, 2005	577	537.51	-26 ▼	3.05%
	18,914	12,432		

Pages and Content > Pages

Report Description

Report Description: Pages visitors viewed during the month of October 2005
 Report Range: Month of October 2005
 Report Scope: Historical Data
 List Size: 25 of 2965

Breakdown



#	Title & Page	Total Page Views	Average Page Views Historically	Change	Percent of Page Views
1.	/index.html	922	917.35	+199 ▲	2.07%
2.	/foto/elenco.html	592	479.71	+169 ▲	1.33%
3.	/home.html	248	254.59	+54 ▲	0.56%
4.	/risultati.html	207	199.65	+49 ▲	0.47%
5.	/audio-video.html	201	84.71	+62 ▲	0.45%
6.	/documenti.html	184	187.59	+53 ▲	0.41%
7.	/link.html	181	122.77	+45 ▲	0.41%
8.	/snaidero.html	172	78.18	+97 ▲	0.39%
9.	/comunicato_071005.html	167	-	+167 ▲	0.38%
10.	/referendum_story.html	152	158.47	+26 ▲	0.34%
11.	/foto_capezzone/index.html	147	79.53	-33 ▼	0.33%
12.	/foto_udine081005/index.html	135	-	+135 ▲	0.30%
13.	/comitato_260305.html	127	226.63	+19 ▲	0.29%
14.	/testi.html	125	104.53	+58 ▲	0.28%
15.	/ascolipiceno.html	122	65.47	-55 ▼	0.27%
16.	/articoli_fvg.html	121	98.59	+35 ▲	0.27%
17.	/foto_vasco/index.html	118	79.43	-2 ▼	0.27%

Continued on Page 2 ...

... continued from Page 1

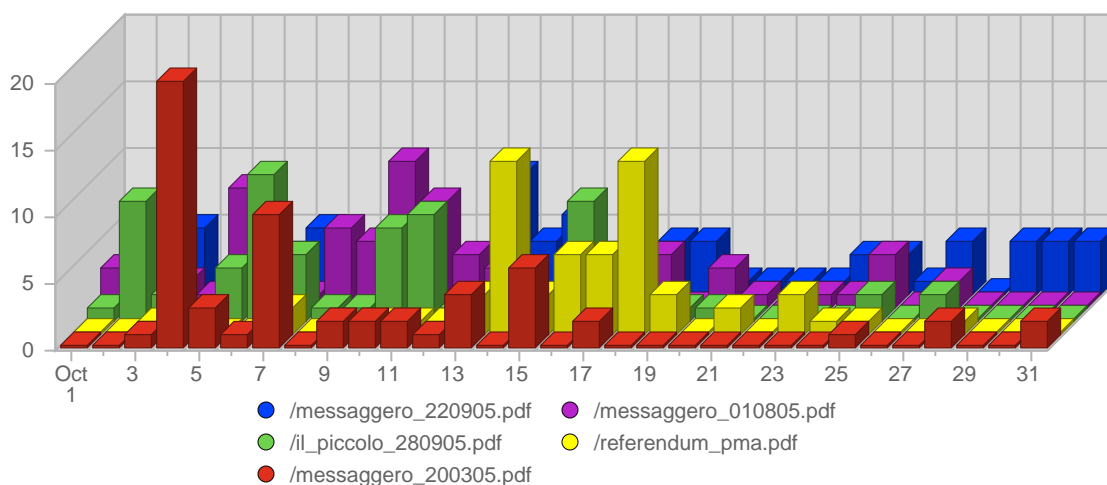
18.	/comunicati_fvg1.html	111	87.65	+35 ▲	0.25%
19.	/foto_070505b/index.html	111	56.33	+25 ▲	0.25%
20.	/foto_politica_fvg/index.html	104	52.94	+55 ▲	0.23%
21.	/manifesto_maggioritario.html	104	27.24	+46 ▲	0.23%
22.	/referendum_votati.html	93	100.64	+25 ▲	0.21%
23.	/foto_100605a/index.html	88	52.80	+19 ▲	0.20%
24.	/devolution.html	86	12.88	+70 ▲	0.19%
25.	/timisoara.html	85	74.65	+2 ▲	0.19%
		44,540	25,803		

Pages and Content > Media & Downloads

Report Description

Report Description: Downloads during the month of October 2005
 Report Range: Month of October 2005
 Report Scope: Historical Data
 List Size: 25 of 362

Breakdown



#	File	Total Downloads	Average Downloads Historically	Change	Percent of Downloads
1.	/messaggero_220905.pdf	91	45.50	+84 ▲	1.97%
2.	/messaggero_010805.pdf	75	61.50	-48 ▼	1.63%
3.	/il_piccolo_280905.pdf	71	35.50	+64 ▲	1.54%
4.	/referendum_pma.pdf	61	92.80	-20 ▼	1.32%
5.	/messaggero_200305.pdf	59	49.29	-24 ▼	1.28%
6.	/il_movimento_102005b.pdf	48	-	+48 ▲	1.04%
7.	/il_piccolo_080505.pdf	40	18.20	+10 ▲	0.87%
8.	/verbale1.pdf	39	12.40	+27 ▲	0.85%
9.	/messaggero_051005.pdf	37	-	+37 ▲	0.80%
10.	/il_piccolo_111104.pdf	36	31.55	-2 ▼	0.78%
11.	/il_piccolo_270905.pdf	35	17.50	+31 ▲	0.76%
12.	/il_movimento_102005a.pdf	34	-	+34 ▲	0.74%
13.	/dossier_pma.pdf	34	92.17	-18 ▼	0.74%
14.	/quelle_fiamme.pdf	34	21.00	0 ▬	0.74%
15.	/il_piccolo_220405.pdf	33	24.50	-24 ▼	0.72%
16.	/trieste_oggi_170704.pdf	33	132.20	-19 ▼	0.72%
17.	/il_piccolo_290605.pdf	32	56.00	-56 ▼	0.69%

Continued on Page 2 ...

... continued from Page 1

18.	/messaggero_101005.pdf	30	-	+30 ▲	0.65%
19.	/rapporto.pdf	29	13.59	-6 ▼	0.63%
20.	/il_piccolo_251005.pdf	29	-	+29 ▲	0.63%
21.	/statistiche_0905.pdf	28	-	+28 ▲	0.61%
22.	/pdl_2003a.pdf	28	10.21	+7 ▲	0.61%
23.	/il_piccolo_290704.pdf	27	26.36	-14 ▼	0.59%
24.	/messaggero_300705.pdf	25	20.00	-15 ▼	0.54%
25.	/il_piccolo_070705.pdf	24	51.00	-54 ▼	0.52%
		4,612	2,167		